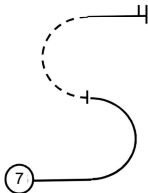
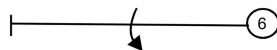
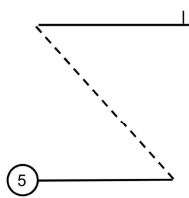
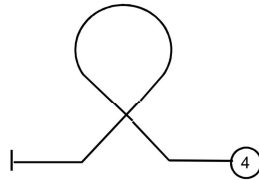
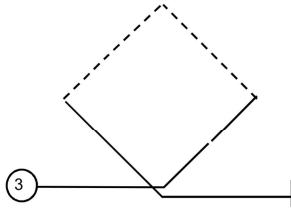

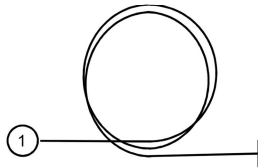




B	Contest: Jet Precision Aerobatics
Date:	Program: F3S KNOWN BASIC SB24

wind direction

Direction of wind

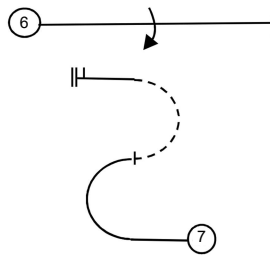
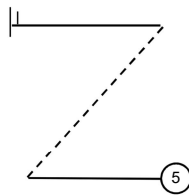
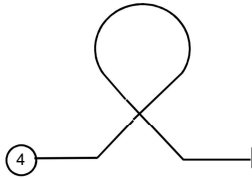
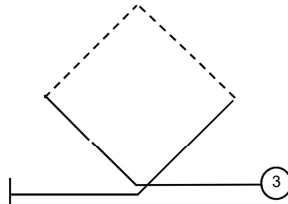
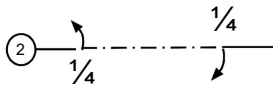
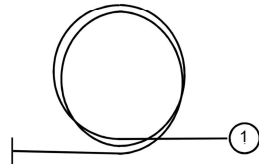


© CIAM F3 Aerobatics
Drawings by PU



C	Contest: Jet Precision Aerobatics
Date:	Program: F3S KNOWN BASIC SB24

wind direction





BASIC SCHEDULE F3S SB-24 (FROM 2024)

SB-24.01 Two Loops

From upright, pull through two congruent loops, exit upright.

SB-24.02 Knife-edge Flight

From upright, perform a $\frac{1}{4}$ roll to sustained knife-edge flight, perform a $\frac{1}{4}$ roll, exit upright.

SB-24.03 Square Loop on corner

From upright, pull through a $\frac{1}{8}$ loop into a 45 degree upline, pull through a $\frac{1}{4}$ loop into a 45 degree upline, pull through a $\frac{1}{4}$ loop into a 45 degree downline, pull through a $\frac{1}{4}$ loop into a 45 degree downline, pull through a $\frac{1}{8}$ loop, exit upright.

SB-24.04 Golfball

From upright, before the centre pull through a $\frac{1}{8}$ loop into a 45 degree upline, pull through a $\frac{3}{4}$ loop into a 45 degree downline, pull through a $\frac{1}{8}$ loop, exit upright.

SB-24.05 Figure Z

From upright fly past centre pull through a $\frac{3}{8}$ loop into a 45 degree upline, push through a $\frac{3}{8}$ loop, exit upright.

SB-24.11 Slow roll

From upright, perform a slow roll, exit upright.

SB-24.13 Figure S

From upright, pull through a half loop, push through a $\frac{1}{2}$ loop, exit upright.